



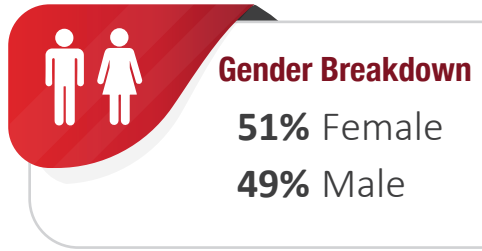
Kızılaykart Emergency Social Safety Net Programme

September 2019, Monthly Report



Emergency Social Safety Net Programme (ESSN) has been designed to meet the basic needs of the foreigners residing outside the camps in Turkey in a dignified manner; those who are under International Protection and Temporary Protection. The ESSN Programme is funded by ECHO and is implemented in cooperation with Ministry of Family, Labor and Social Services, TRC, and WFP.

ESSN Programme is an unconditional and unrestricted cash transfer modality carried out by a bank card.



| | | | | | | | | |
|--------------------|------------------------------|--------------------|---|---|--|---------------------|----------------------|--|
| Call Centre | | 5 Languages | Turkish English Arabic Persian Pashto | Monday - Friday 08:00 - 18:00 Saturday 09:00 - 13:00 | | Social Media | | www.kizilay.org.tr/Kizilaykart-SUY |
| | 168 CALL CENTRE | | | | | | 30* Operators | |
| | | | | | | | | www.facebook.com/Kizilaykart.SUY |
| | | | | | | | | Youtube Channel: Kızılaykart Programları |

* 22 Operators are working for Emergency Social Safety Net (ESSN) Programme, 5 Operators are working for Conditional Cash Transfer for Education (CCTE) Programme and 3 Operators are working for Adult Language Training (ALT) Programme.



IMPLEMENTING PARTNERS

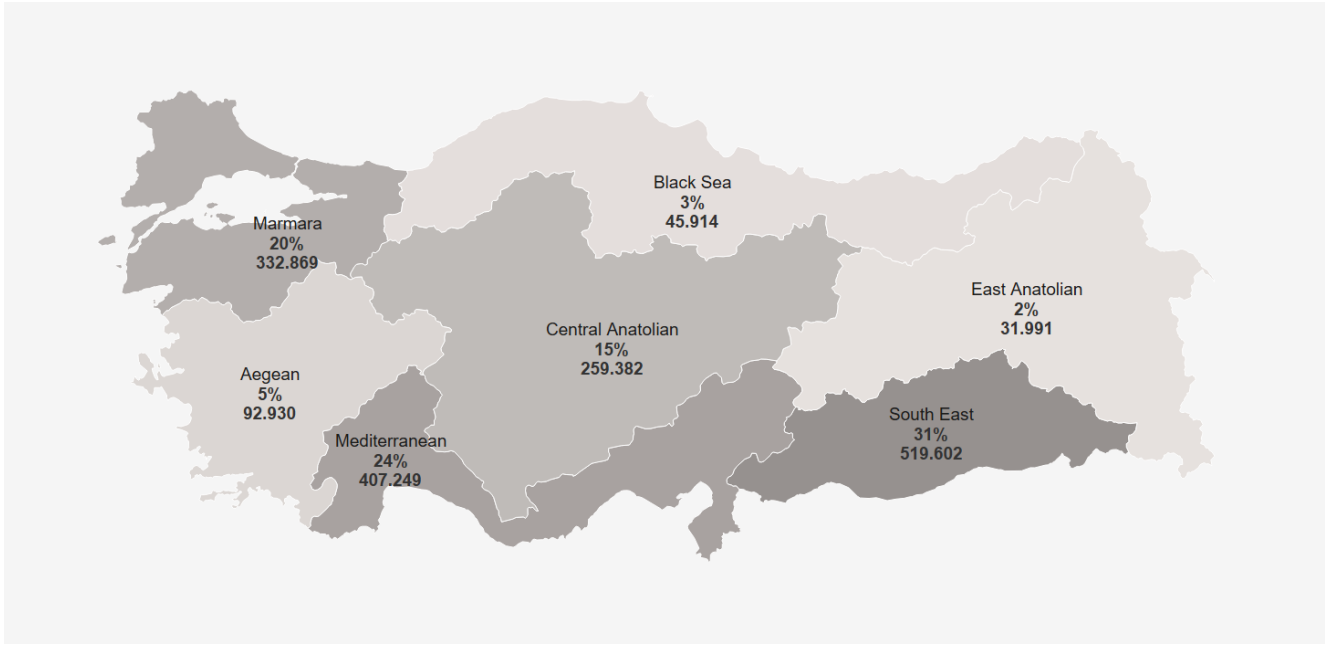


SUPPORTED BY

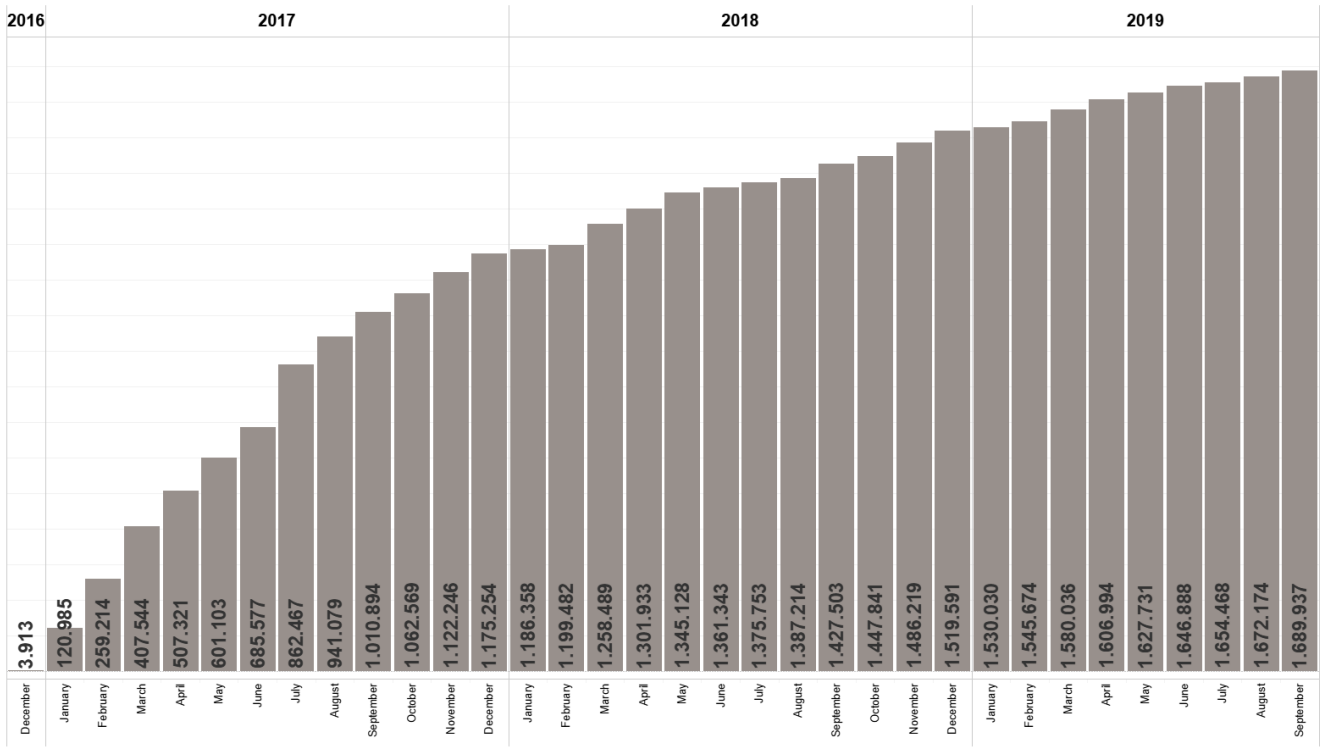




Regional Breakdown of Beneficiaries



Number of Monthly Beneficiaries





Province Breakdown of Beneficiaries



Top 10 Provinces with Highest Beneficiaries

| | | |
|-----------|-----|---------|
| GAZİANTEP | 14% | 240.735 |
| İSTANBUL | 13% | 220.570 |
| ŞANLIURFA | 10% | 172.972 |
| HATAY | 9% | 156.636 |
| ANKARA | 6% | 94.288 |
| ADANA | 6% | 99.987 |
| MERSİN | 4% | 75.595 |
| KONYA | 4% | 62.169 |
| BURSA | 4% | 61.917 |
| İZMİR | 3% | 57.814 |

Criteria Breakdown

| | |
|---|-------|
| Four or more children | 57,6% |
| Dependency ratio $\geq 1,5$ | 23,0% |
| Parent with no other adults living in the household | 8,7% |
| At least one disabled person in family | 8,5% |
| Single female | 0,7% |
| Elderly headed household | 0,4% |

Gender Breakdown

| | | |
|--------|---|----------------|
| Female |  | 51% 866.231 |
| Male |  | 49% 823.706 |

Nationality Breakdown

| | | |
|-------------|-------|-----------|
| Syria | 89,1% | 1.505.640 |
| Iraq | 7,2% | 121.580 |
| Afghanistan | 3,0% | 50.679 |
| Iran | 0,2% | 3.410 |

Age Group Breakdown

| | | |
|-------|---|------------------|
| 0-17 |  | 60% 1.019.545 |
| 18-59 |  | 37% 621.541 |
| +60 |  | 3% 48.851 |